


# Siemens Healthineers AG

J.P. Morgan Healthcare Conference, January 13, 2026



This webcast has been provided solely for use at this meeting. By attending the meeting or accessing this webcast, you agree to be bound by the following limitations. This webcast is provided in conjunction with an oral presentation and should not be taken out of context.

This webcast serves for information purposes only and the information contained herein (unless otherwise indicated) has been provided by Siemens Healthineers AG.

The information provided in connection with the webcast does not constitute or form part of, and should not be construed as, an offer of, a solicitation of an offer to buy, or an invitation to subscribe for, underwrite or otherwise acquire, any securities of Siemens Healthineers AG or any of its existing or future direct and indirect subsidiaries (subsequently "Siemens Healthineers") or any of its other affiliates, nor should it or any part of it form the basis of, or be relied on in connection with, any contract to purchase or subscribe for any securities of Siemens Healthineers or of any of its affiliates or with any other contract or commitment whatsoever.

The information provided in connection with the webcast does not constitute a prospectus in whole or in part, and any decision to invest in securities should be made solely on the basis of the information to be contained in a prospectus and on an independent analysis of the information contained therein.

Any assumptions, views or opinions (including statements, projections, forecasts or other forward-looking statements) provided in connection with the webcast represent the assumptions, views or opinions of Siemens Healthineers AG, unless otherwise indicated, as of the date indicated and are subject to change without notice.

Siemens Healthineers neither intends, nor assumes any obligation, unless required by law, to update or revise these assumptions, views or opinions in light of developments which differ from those anticipated.

All information not separately sourced is from internal company data and estimates. Any data relating to past performance provided in connection with the webcast is no indication as to future performance. The information provided in connection with the webcast is not intended to predict actual results, and no assurances are given with respect thereto.

The information provided in connection with the webcast has not been independently verified, and no representation or warranty, express or implied, is made as to the fairness, accuracy, completeness or correctness of the information contained herein and no reliance should be placed on it.

Neither Siemens Healthineers nor any of its affiliates, advisors, affiliated persons or any other person accept any liability for any loss howsoever arising (in negligence or otherwise), directly or indirectly, from this webcast or its contents or otherwise arising in connection with this webcast.

This shall not, however, restrict or exclude or limit any duty or liability to a person under any applicable law or regulation of any jurisdiction which may not lawfully be disclaimed (including in relation to fraudulent misrepresentation).

The information provided in connection with the webcast may contain statements related to our future business and financial performance and future events or developments involving Siemens Healthineers that may constitute forward-looking statements. These statements may be identified by words such as "expect", "forecast", "anticipate", "intend", "plan", "believe", "seek", "estimate", "will", "target" or words of similar meaning. We may also make forward-looking statements in other reports, in presentations, in material delivered to shareholders and in press releases. In addition, our representatives may from time to time make oral forward-looking statements. Such statements are based on the current expectations, plans and certain assumptions of Siemens Healthineers' management, of which many are beyond Siemens Healthineers' control. As they relate to future events or developments, these statements are subject to a number of risks, uncertainties and factors, including, but not limited to those possibly described in the respective disclosures. Should one or more of these or other risks, uncertainties or factors (e.g. events of force majeure, including but not limited to unrest, acts of war, pandemics or acts of God) materialize, plans change or should underlying expectations not occur or assumptions prove incorrect, Siemens Healthineers' management actions, actual results, performance or achievements of Siemens Healthineers may (negatively or positively) vary materially from those described explicitly or implicitly in the forward-looking statement.

The information provided in connection with the webcast may include supplemental financial measures that are or may be alternative performance measures not precisely defined in the applicable financial reporting framework.

These supplemental financial measures may have limitations as analytical tools and should not be viewed in isolation or as alternatives to measures of Siemens Healthineers' net assets, financial position and results of operations as presented in accordance with the applicable financial reporting framework. Other companies that report or describe similarly titled alternative performance measures may calculate them differently, and therefore they may not be comparable to those included in this document.

For further explanations of our (supplemental) financial measures, please see chapter „A.2 Financial performance system“ of the combined management report and in the Notes to consolidated financial statements, Note 29 "Segment information" of the Annual Report 2024 of Siemens Healthineers. Additional information is also included in the Quarterly Statement. These documents can be found under the following internet link <https://www.siemens-healthineers.com/investor-relations/presentations-financial-publications>.

Due to rounding, numbers presented throughout this webcast and in other documents may not add up precisely to the totals provided and percentages may not precisely reflect the absolute figures to which they refer.

This document is an English language translation of the German document. In case of discrepancies, the German language document is the sole authoritative and universally valid version.

The information provided in connection with the webcast is provided as of the date of the webcast and is subject to change without notice.

In the event that the male form is used in this document, the information nevertheless refers to all persons.

The products/features and/or service offerings mentioned herein are not commercially available in all countries and/or for all modalities. Their future availability cannot be guaranteed. The statements by customers of Siemens Healthineers described herein are based on results that were achieved in the customer's unique setting. Because there is no "typical" hospital or laboratory and many variables exist (e.g., hospital size, samples mix, case mix, level of IT and/or automation adoption) there can be no guarantee that other customers will achieve the same.

# Siemens Healthineers

The innovation powerhouse in global healthcare



## Market leader

**#1**  
in Imaging  
and Precision  
Therapy

**#1**  
in all  
regions<sup>1</sup>

**90%**  
of leading hospitals  
work with us

## Global reach

**>70**  
countries with  
direct presence

**3.0B**  
patient  
touchpoints

**>700K**  
installed  
base



**>200**  
Value  
Partnerships

**360**  
years in customer  
contracts in FY25

**€6bn**  
order backlog in  
Value Partnerships

**€2bn**  
p.a. in R&D  
investment

**>1,300**  
patent families  
related to AI

**13,000**  
R&D employees

## C-level partner

## Innovation leader

<sup>1</sup> In Imaging and Precision Therapy, market share based on Siemens Healthineers market model including external industry associations data; Varian relating to radiation oncology market

# Siemens Healthineers

The innovation powerhouse in global healthcare

<b>€23.4bn</b> Revenue	<b>€3.9bn</b> Adj. EBIT	<b>16.5%</b> Adj. EBIT margin <sup>1</sup>
FY25		

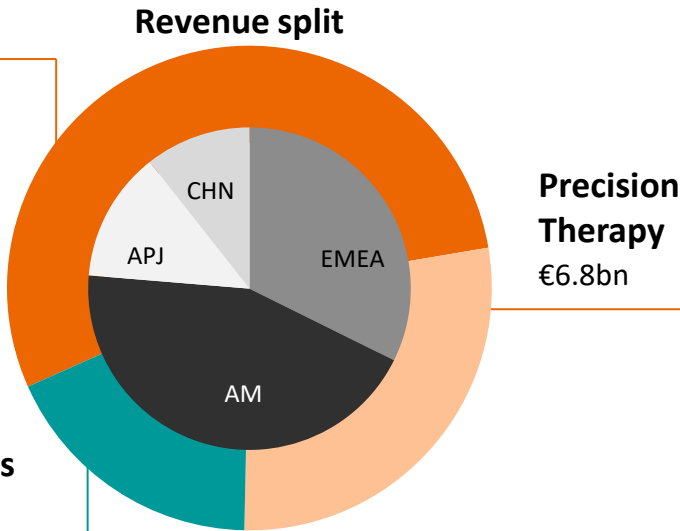
**1** The global leader in Imaging



**3** Transforming Diagnostics



Next step:  
own strategy,  
own setup



**1** In all regions<sup>2,3</sup>

**1** The global leader in oncology



Varian

**2** Leading in image guidance

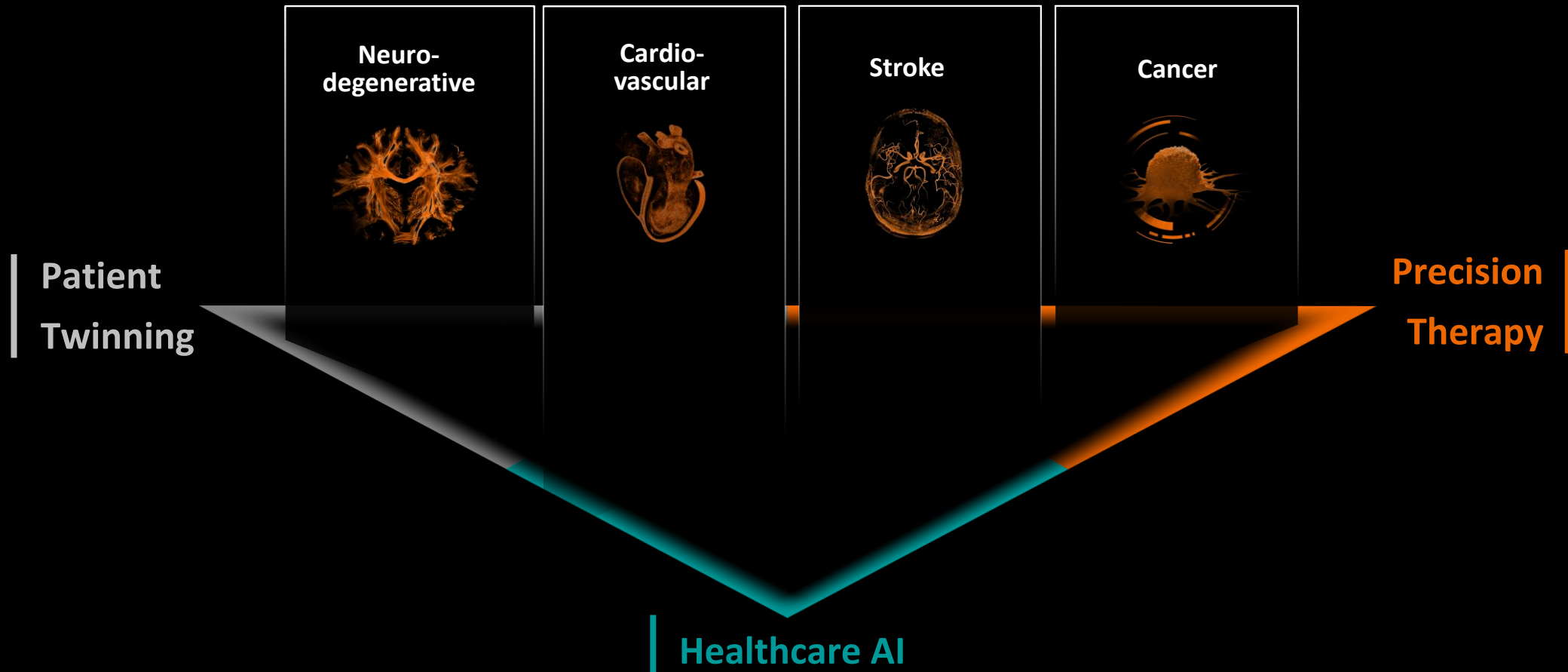


Advanced Therapies

1 Incl. tariff impact of ~100 bps | 2 Market share based on Siemens Healthineers market model including external industry associations data; Varian relating to radiation oncology market | 3 In Imaging and Precision Therapy | 4 Global market share across combined addressable Core Lab, Specialty Lab, and Point-of-Care segments

# Elevating Health Globally

— we have uniquely positioned ourselves to tackle the most threatening diseases



# Imaging – leading with breakthrough innovations, and shaping the future of the automated imaging chain

## Moving whole portfolio to photon-counting



World's 1<sup>st</sup> PCCT    World's 1<sup>st</sup> PCCT-Fleet    Mid-range    2040: All CTs

## Scaling MR DryCool technology across portfolio

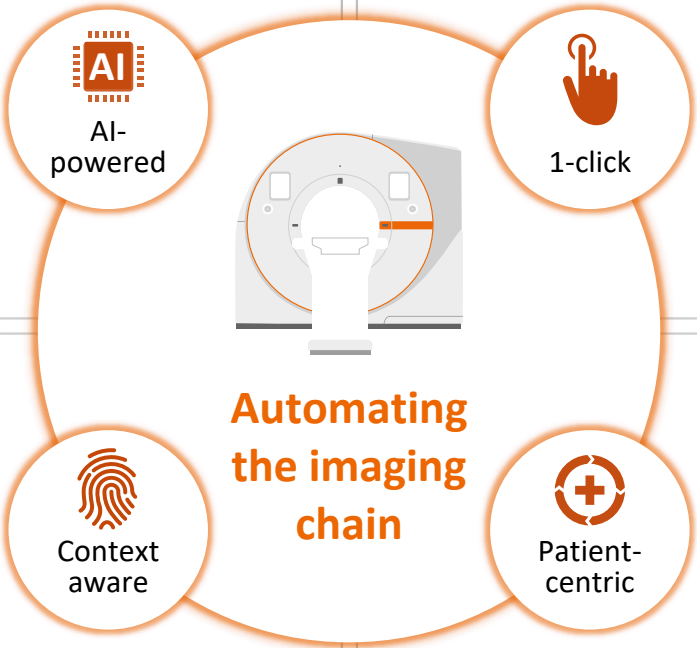


0.55T    1.5T    3T

## Leading in molecular imaging



- Theranostics
- Alzheimer's



## Setting new standards in breast imaging and fluoroscopy

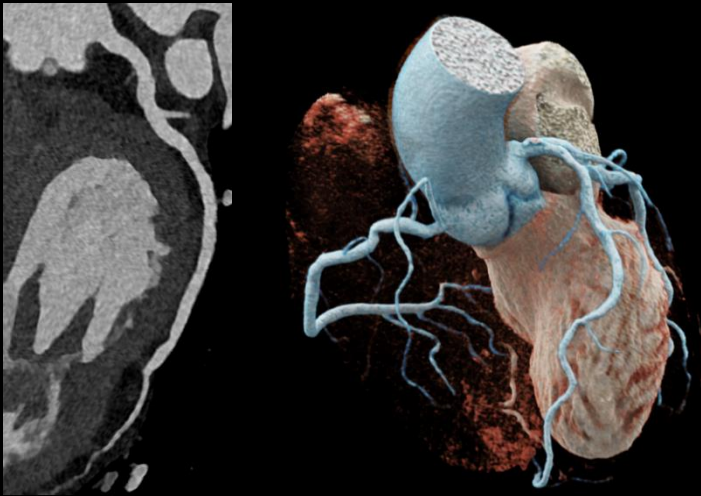


50° in < 5 sec



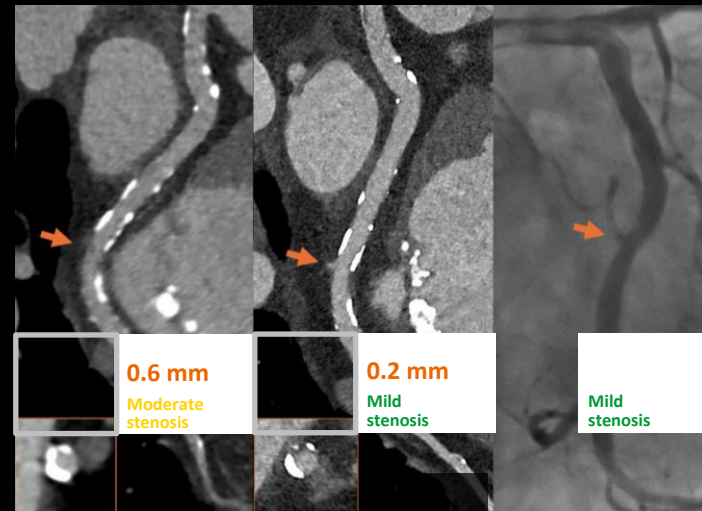
# Changing clinical pathways with photon-counting CT

## Screening / early detection



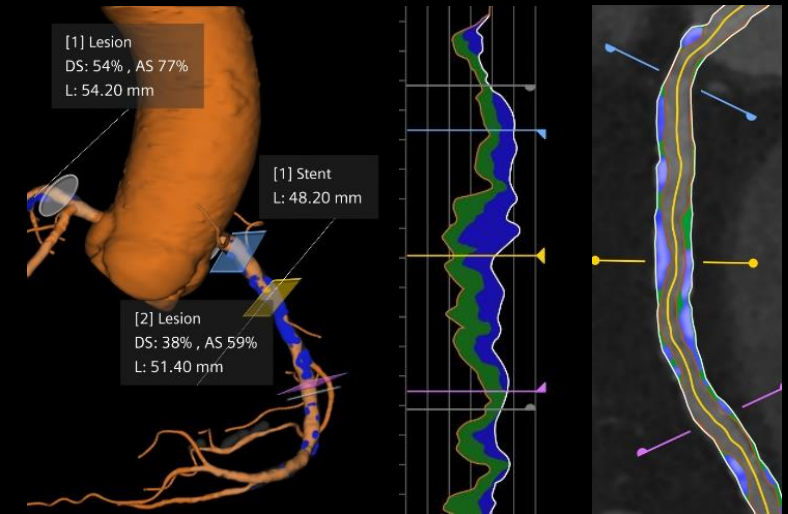
No calcification, no plaque: no risk

## Immediate clarity



Reduces need for diagnostic invasive angio procedures by >50%<sup>1</sup>

## Planning precisely the next step (with CT-guided PCI)



Comprehensive overview of coronary anatomy and pathology, plaque characterization and stent planning

# Fighting the most threatening diseases with precise therapies

## Radiation Oncology

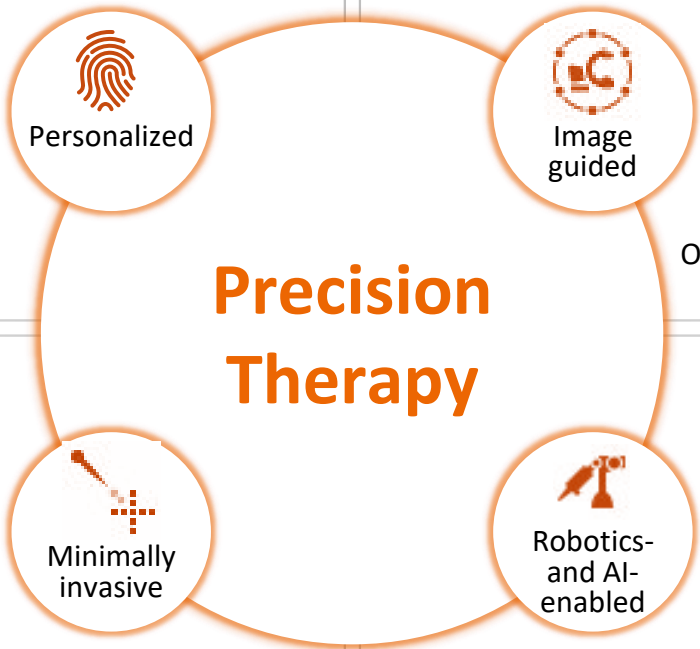


Next generation linear accelerators for faster, more precise treatment with improved dose sparing

## Interventional Oncology



3D imaging in real time to enable complete, targeted embolization



## Angiography



One unified product platform – AI-powered & procedure focused – Seamless integration with device & robotics companies

AI

## Ultrasound & Mobile C-Arms



Ultrasound catheters for precise cardiac interventions with Boston Scientific partnership

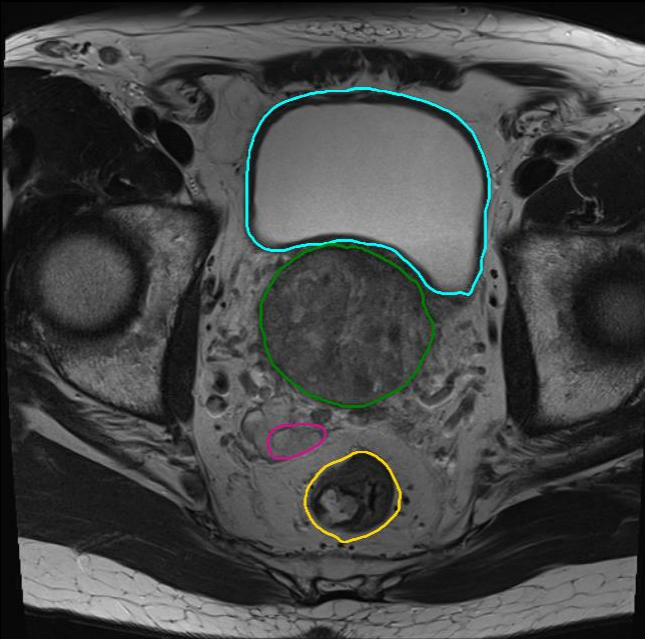


Moving into adjacency pulmonology with Intuitive partnership



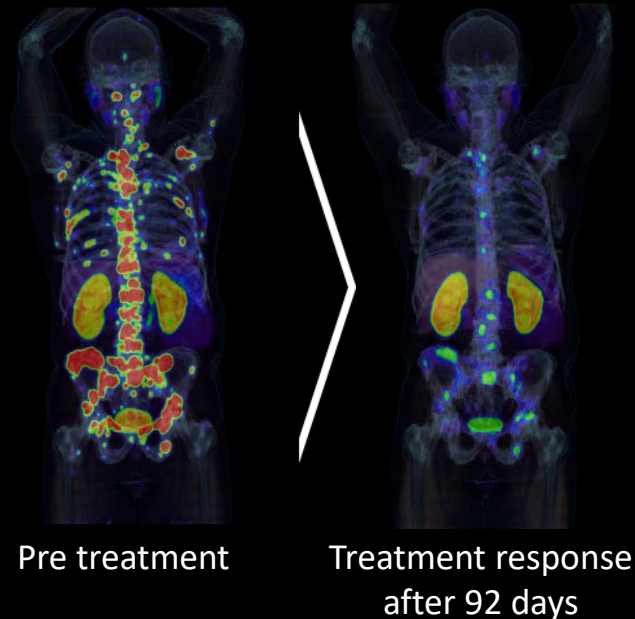
# Image-guided, personalized and AI-enabled cancer therapies

## MR-based organs-at-risk contouring



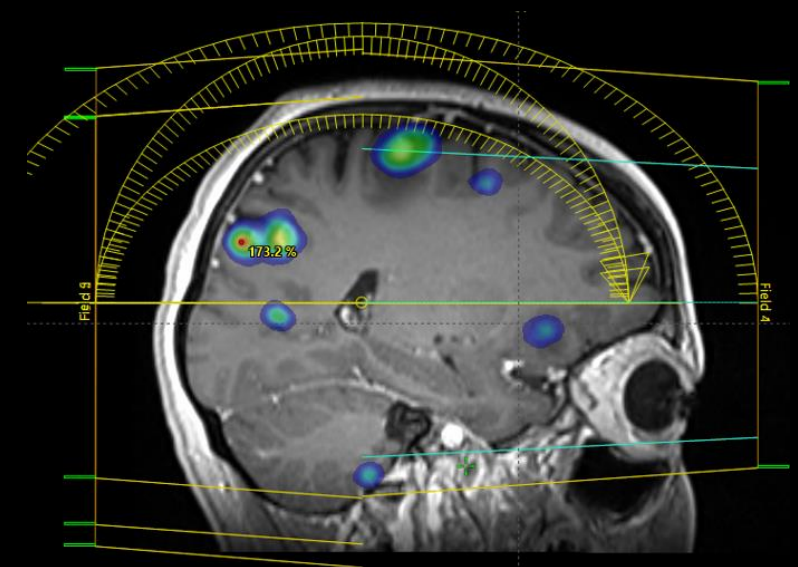
Precise planning of radiation therapy

## Theranostics



PSMA PET confirms tumor regression

## AI-assisted auto-contouring



Confidently and accurately ensures radiosurgery treatment plans

# Healthcare AI is a key enabler

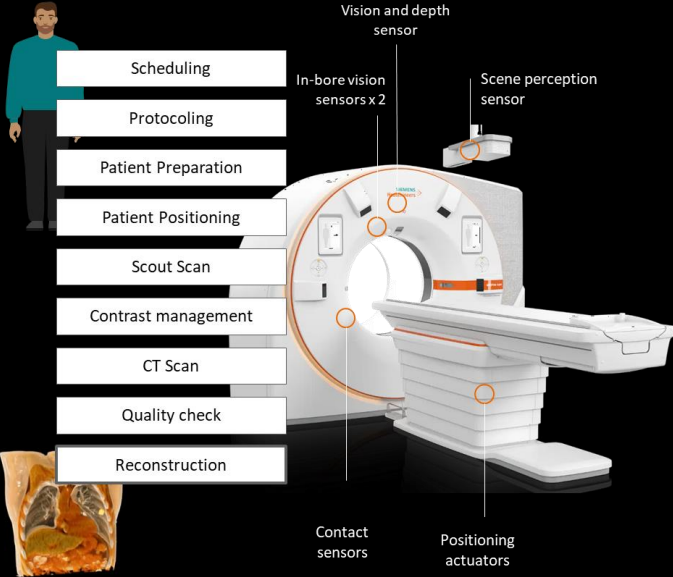


# Elevating Healthcare AI to the next level

## Integrated technology across the system

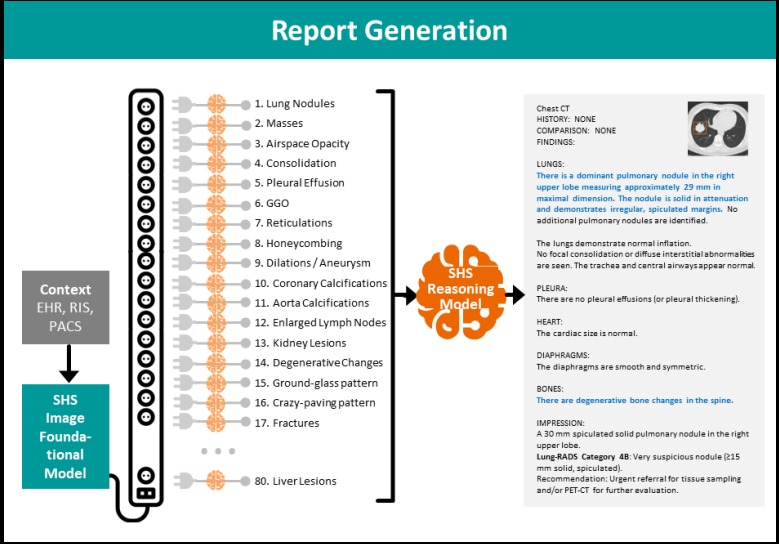
### Patient to image

From exam companions  
to autonomous imaging



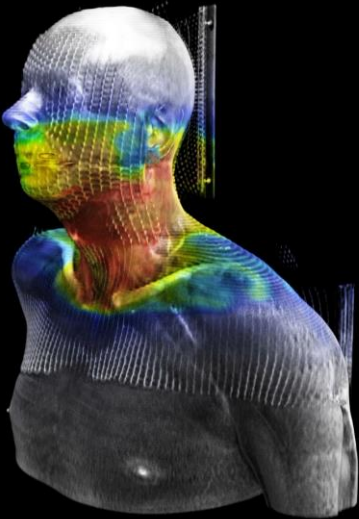
### Image to report/plan

From radiology findings  
to radiology report

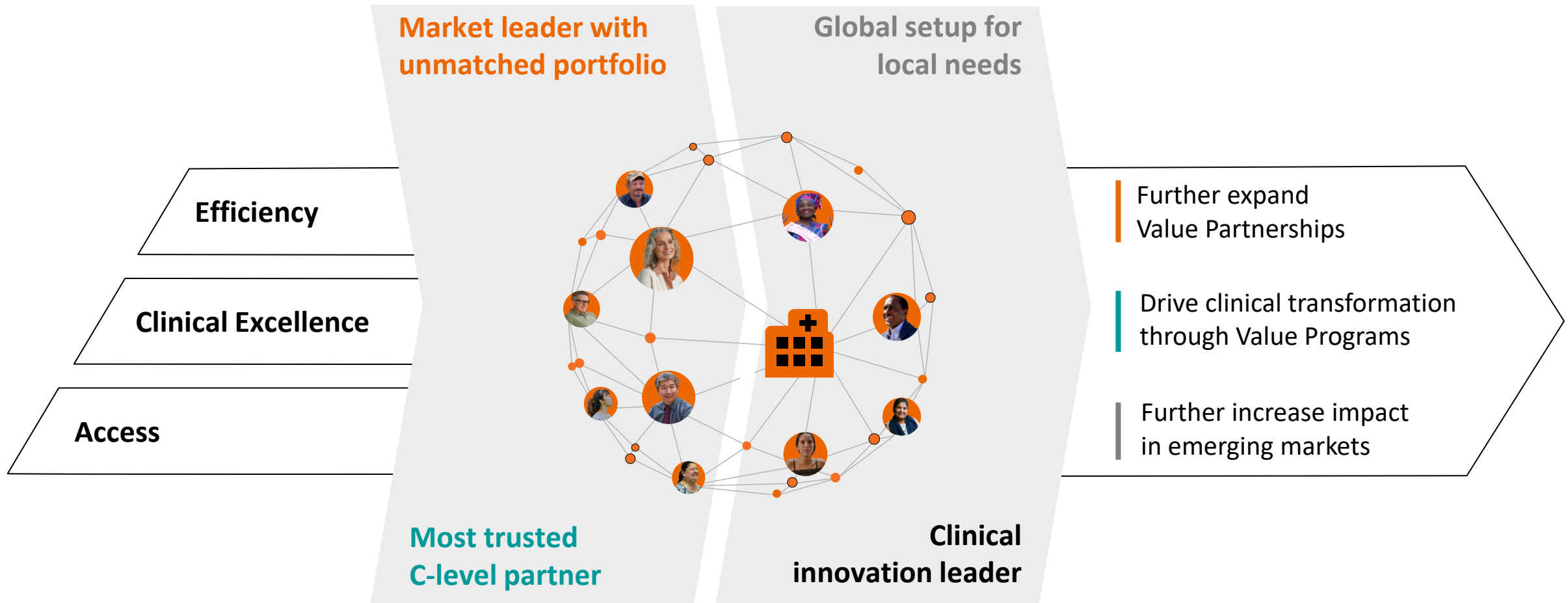


### Report/plan to treat

From auto-contouring  
to instant RT planning



# We have perfectly positioned ourselves to support customers to overcome their challenges



# We integrate workflows from diagnosis to treatment – for faster, simplified procedures and better outcomes

## Cardiovascular

CT-guided PCI<sup>1</sup> @Houston Methodist



**Seamless integration of CT insights**  
– boosting cath lab workflows



Increase **procedure efficiency**  
up to **27%**<sup>2</sup>

## Stroke

Stroke treatment @Vall d'Hebron




**Hybrid CT & Angio-suite**  
– faster stroke care



30 min less **time to treatment**,  
20% more patients **w/o disability**

## Neurodegenerative

NDD<sup>3</sup> care @Link Neuroscience



**Next-gen NDD care** – tailored set-up  
integrating MRI, PET & radio-tracers



Holistic **NDD care under one roof** –  
from diagnosis to treatment

## Cancer

Cancer care @Alberta



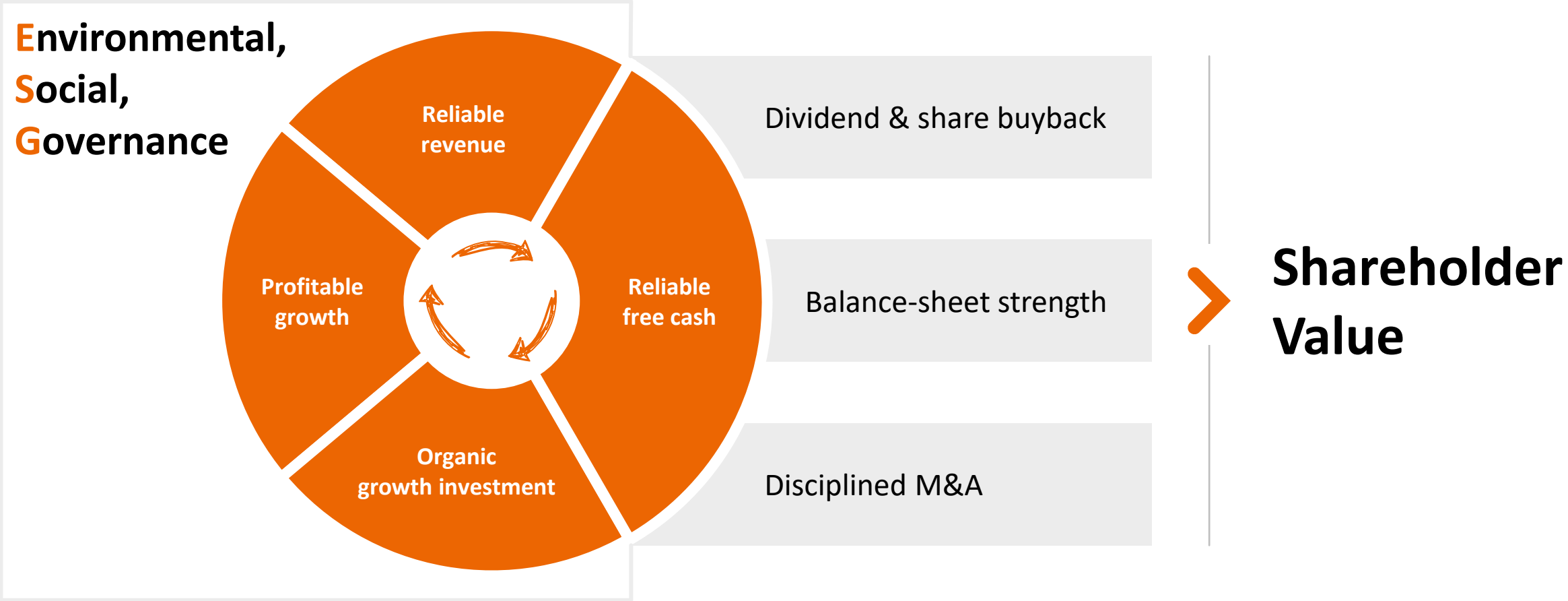
**8-year value partnership**  
– democratizing cancer care



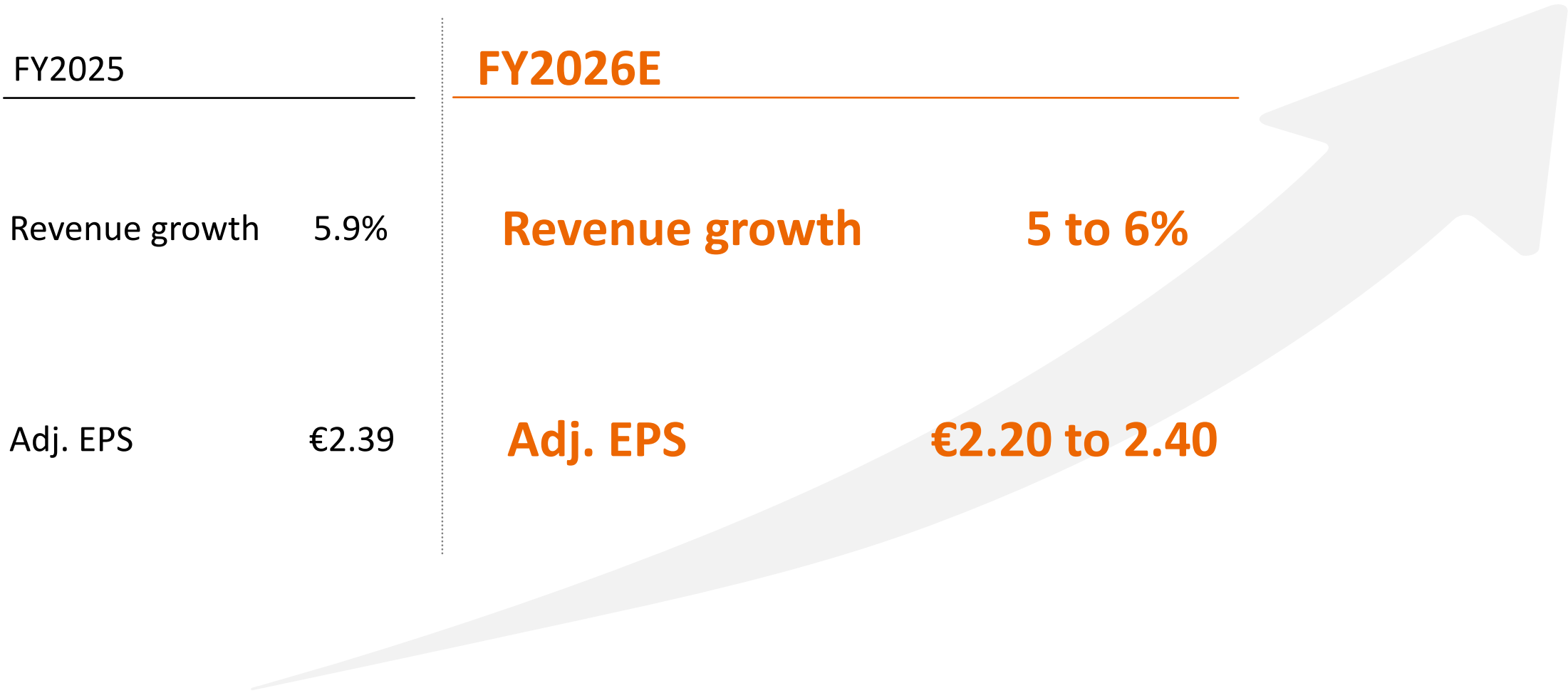
Target: **50% wait time reduction**  
for cancer care<sup>4</sup>



# Siemens Healthineers: Reliable revenue, earnings and cash compounder with sound capital deployment

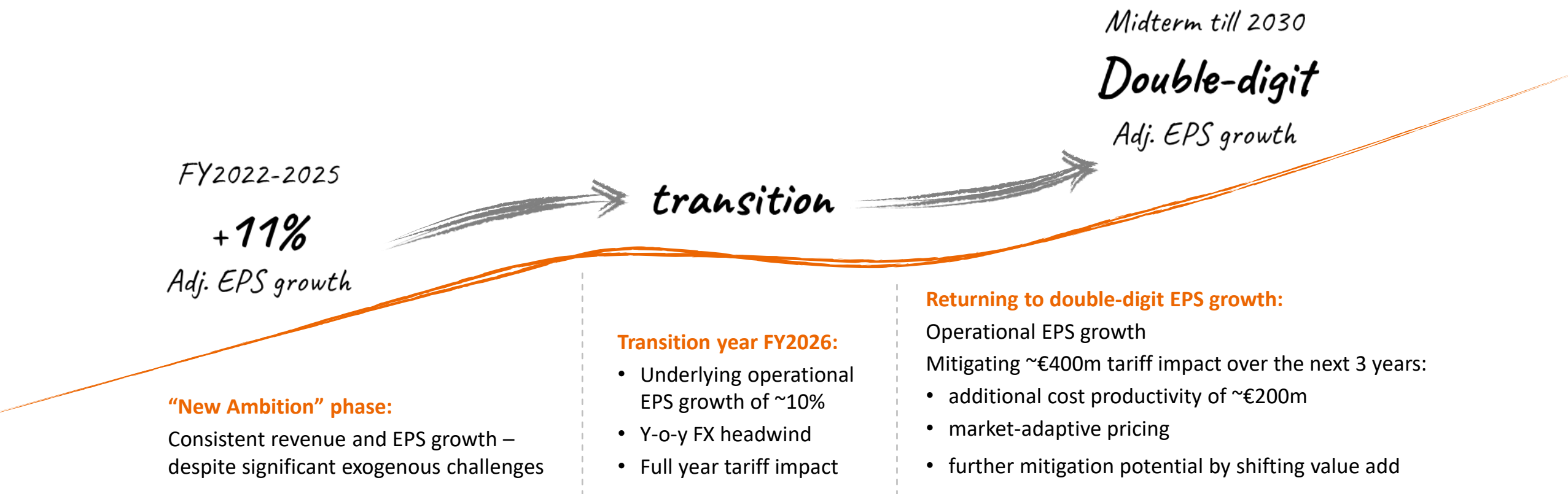






**Note:** Outlook for FY26 is based on several assumptions (see Quarterly Statement Q4 FY25), including year-over-year flattish revenue in China

# FY2026 is a transition year – defining the baseline for double-digit EPS growth over the midterm till 2030



## | Imaging

- Mid to high single-digit revenue growth (p.a.)
- Margin expansion from scale (p.a.)

**6 – 9%**  
Revenue  
growth (p.a.)

## | Precision Therapy

- High single-digit revenue growth (p.a.)
- Margin expansion by ~100 bps (average p.a.)

## | Diagnostics

- Improving towards mid single-digit growth
- Margin expansion towards mid-teens

Siemens Healthineers

**5 – 7%** Revenue  
growth (p.a.)

**Double-digit**  
adj. EPS growth (p.a.)



# Q&A

---